
















# Mini Models Explained

All new BMW MINI 1st & 2nd Gen models from 2001 to 2013 have R-series model numbers assigned to them, a legacy of the Mini's original development with Rover Group. All 3rd Gen models now have F-series model numbers assigned.

Below you will find a table to help identify what series of MINI you have:

	Mini	Model	Years	Variance (Engine Code)
<b>3DR HATCHBACK</b> 	R50	Hatchback	2001-2006	One 1.6 Petrol (W10) One D 1.6 Diesel (W17) Cooper 1.6 Petrol (W10)
<b>CONVERTIBLE</b> 	R52	Convertible	2005-2009	One 1.6i Petrol (W10) Cooper 1.6i Petrol (W10) Cooper S 1.6 Supercharged Petrol (W11)
<b>3DR HATCHBACK</b> 	R53	Hatchback	2002-2006	Cooper S 1.6 Supercharged Petrol (W11)
<b>CLUBMAN</b> 	R55	Clubman	2007-2009 Pre LCI models 2010-2014 LCI models	<b>Pre LCI models</b> One 1.6i Petrol (N12) One D 1.6 Turbo Diesel (W16) Cooper 1.6i Petrol (N12) Cooper D 1.6 Turbo Diesel (W16) Cooper S 1.6 Turbo Petrol (N14) JCW 1.6 Turbo Petrol (N14) <b>LCI models</b> One 1.6i Petrol (N16) One D 1.6 Turbo Diesel (N47) Cooper 1.6i Petrol (N16) Cooper D 1.6 & 2.0 Turbo Diesel (N47) Cooper S 1.6 Turbo Petrol (N18) Cooper SD 2.0 Turbo Diesel (N47) JCW 1.6 Turbo Petrol (N14/N18)
<b>3DR HATCHBACK</b> 	R56	Hatchback	2007-2009 Pre LCI models 2010-2014 LCI models	<b>Pre LCI models</b> One 1.4i & 1.6i Petrol (N12) One D 1.6 Turbo Diesel (W16) Cooper 1.6i Petrol (N12) Cooper D 1.6 Turbo Diesel (W16) Cooper S 1.6 Turbo Petrol (N14) JCW 1.6 Turbo Petrol (N14) <b>LCI models</b> One 1.6i Petrol (N16) One D 1.6 Turbo Diesel (N47) Cooper 1.6i Petrol (N16) Cooper D 1.6 & 2.0 Turbo Diesel (N47) Cooper S 1.6 Turbo Petrol (N18) Cooper SD 2.0 Turbo Diesel (N47) JCW 1.6 Turbo Petrol (N14/N18)
<b>CONVERTIBLE</b> 	R57	Convertible	2008-2009 Pre LCI models 2010-2015 LCI models	<b>Pre LCI models</b> Cooper 1.6i Petrol (N12) Cooper S 1.6 Turbo Petrol (N14) JCW 1.6 Turbo Petrol (N14) <b>LCI models</b> One 1.6i Petrol (N16) Cooper 1.6i Petrol (N16) Cooper D 1.6 & 2.0 Turbo Diesel (N47) Cooper S 1.6 Turbo Petrol (N18) Cooper SD 2.0 Turbo Diesel (N47) JCW 1.6 Turbo Petrol (N14/N18)
<b>COUPE</b> 	R58	Coupe	2010-2015	Cooper 1.6i Petrol (N16) Cooper S 1.6 Turbo Petrol (N18) Cooper SD 2.0 Turbo Diesel (N47) JCW 1.6 Turbo Petrol (N18)
<b>ROADSTER</b> 	R59	Roadster	2011-2015	Cooper 1.6i Petrol (N16) Cooper S 1.6 Turbo Petrol (N18) Cooper SD 2.0 Turbo Diesel (N47) JCW 1.6 Turbo Petrol (N18)
<b>COUNTRYMAN</b> 	R60	Countryman	2010-2016	One 1.6i Petrol (N16) One D 1.6 Turbo Diesel (N47) Cooper 1.6i Petrol (N16) Cooper D 1.6 & 2.0 Turbo Diesel (N47) Cooper S 1.6 Turbo Petrol (N18) Cooper SD 2.0 Turbo Diesel (N47) JCW 1.6 Turbo Petrol (N18)
<b>PACEMAN</b> 	R61	Paceman	2012-2016	Cooper 1.6i Petrol (N16) Cooper D 1.6 & 2.0 Turbo Diesel (N47) Cooper S 1.6 Turbo Petrol (N18) Cooper SD 2.0 Turbo Diesel (N47) JCW 1.6 Turbo Petrol (N18)
<b>CLUBMAN</b> 	F54	Clubman	2015-	One 1.5 Turbo Petrol (B38) One D 1.5 Turbo Diesel (B37) Cooper 1.5 Turbo Petrol (B38) Cooper D 2.0 Turbo Diesel (B47) Cooper S 2.0 Turbo Petrol (B48) Cooper SD 2.0 Turbo Diesel (B47) JCW 2.0 Turbo Petrol (B48)
<b>5DR HATCHBACK</b> 	F55	Hatchback	2014-	One 1.5 Turbo Petrol (B38) One D 1.5 Turbo Diesel (B37) Cooper 1.5 Turbo Petrol (B38) Cooper D 2.0 Turbo Diesel (B47) Cooper S 2.0 Turbo Petrol (B48) Cooper SD 2.0 Turbo Diesel (B47)
<b>3DR HATCHBACK</b> 	F56	Hatchback	2014-	One 1.5 Turbo Petrol (B38) One D 1.5 Turbo Diesel (B37) Cooper 1.5 Turbo Petrol (B38) Cooper D 2.0 Turbo Diesel (B47) Cooper S 2.0 Turbo Petrol (B48) Cooper SD 2.0 Turbo Diesel (B47) JCW 2.0 Turbo Petrol (B48)
<b>CONVERTIBLE</b> 	F57	Convertible	2016-	One 1.5 Turbo Petrol (B38) Cooper 1.5 Turbo Petrol (B38) Cooper D 2.0 Turbo Diesel (B47) Cooper S 2.0 Turbo Petrol (B48) Cooper SD 2.0 Turbo Diesel (B47) JCW 2.0 Turbo Petrol (B48)
<b>COUNTRYMAN</b> 	F60	Countryman	2017-	One 1.5 Turbo Petrol (B38) One D 1.5 Turbo Diesel (B37) Cooper 1.5 Turbo Petrol (B38) Cooper SE 1.5 Turbo Diesel (B37) Cooper D 2.0 Turbo Diesel (B47) Cooper S 2.0 Turbo Petrol (B48) Cooper SD 2.0 Turbo Diesel (B47) JCW 2.0 Turbo Petrol (B48)